



Porrima
Making Complex Simple

Tariff Analyser



Fixed Line Report for
Example Company Ltd

Ref: 448925
Thursday, March 9, 2017

Period Analysed: January 2017

www.porrima.co.uk



Contents

3	About Us...
4	Fixed Line Summary Snapshot
5	Fixed Line Service Charges
6	Fixed Line Summary Breakdown & Recommendations
7	Fixed Line Summary Breakdown & Recommendations (cont)
8	Fixed Line at a Glance : Charts Fixed Line Popular Numbers by Duration
9	Fixed Line at a Glance : Chart Fixed Line Popular Numbers by Cost

About Us and Useful Information

Who we are

Porrima was established in 2008 by a team of professionals from the telecoms industry, based in Exchange Quay, Manchester, near the new bustling hub of MediaCity.

Between us we have over 40 years' experience in sales management, software development, finance and customer service.

We have designed, developed and implemented intelligent and sophisticated sales software solutions for organisations of different sizes, from small one-man bands to large businesses in partnership with the UK mobile networks.

What is Tariff Analyser

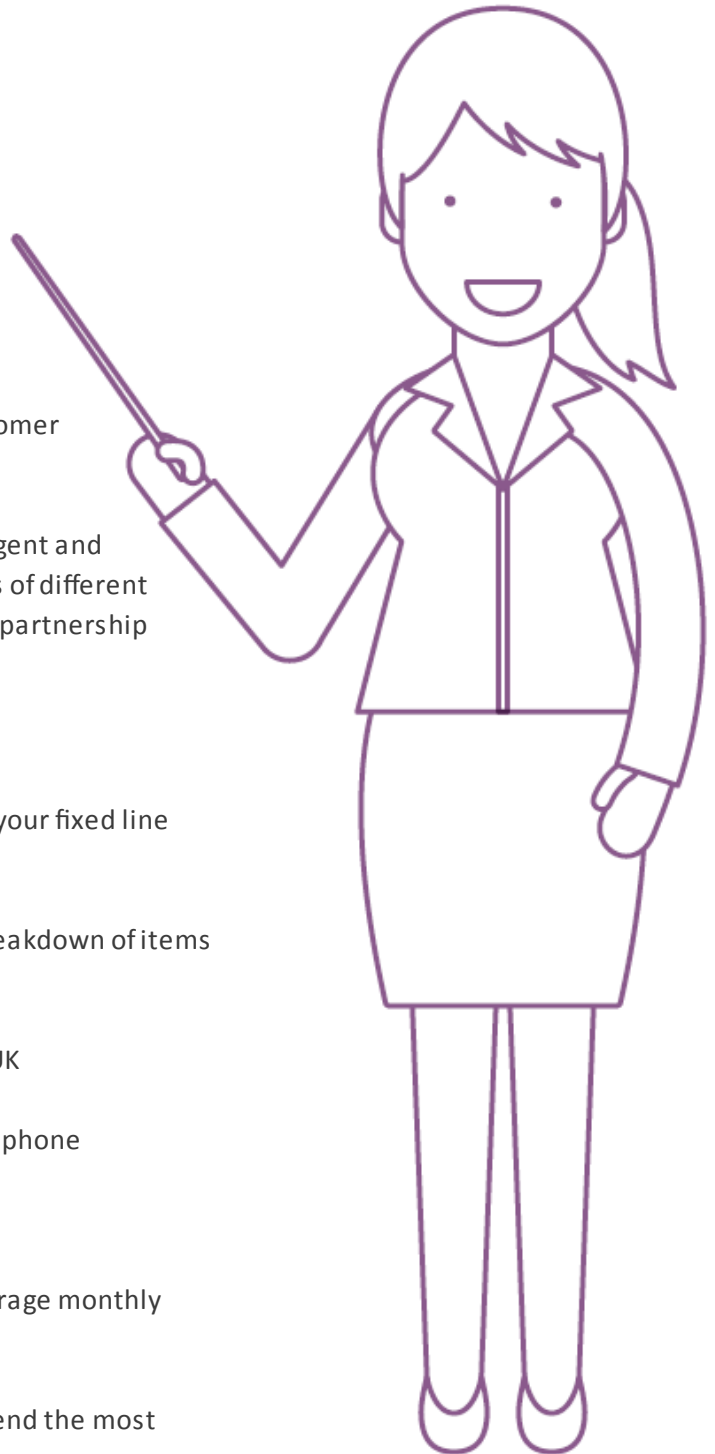
Tariff Analyser is an innovative solution which analyses your fixed line usage across all the bills provided.

This assists us in providing a full and comprehensive breakdown of items such as:

- The number and destination of calls made within the UK
- The number and destination of international calls
- The number of minutes of calls made to particular telephone numbers
- The itemisation of service charges and one-off costs

This information can then be used to calculate your average monthly spend on your line rental and calls.

In turn, based on the analysis findings, we can recommend the most suitable package to you and, more importantly, save you money.



Fixed Line Summary Snapshot

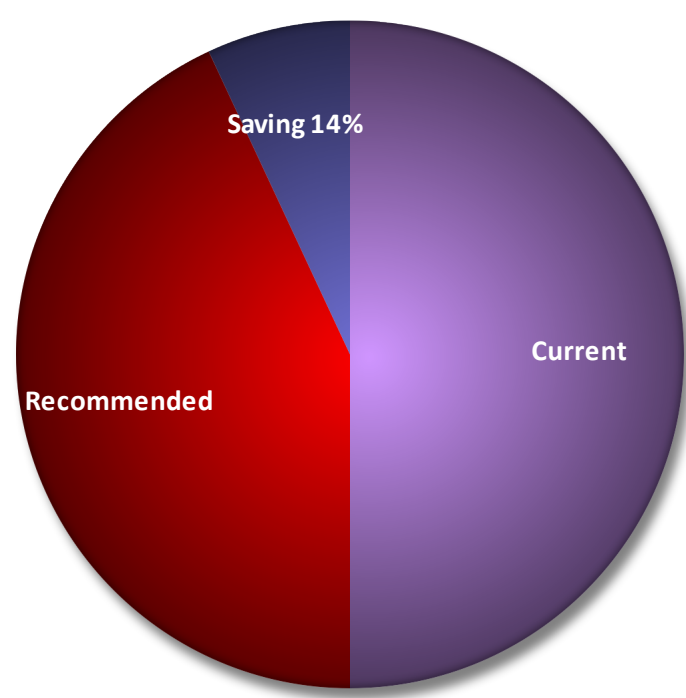
Current Charges	per Month	per Qtr	per Year
Rentals	£554.50	£1663.50	£6654.00
Call Charges	£4100.87	£12302.61	£49210.45
Total	£4655.37	£13966.11	£55864.45

Our Recommendation	per Month	per Qtr	per Year
Rentals	£431.50	£1294.50	£5178.00
Call Charges	£3585.31	£10755.93	£43023.72
Total	£4016.81	£12050.43	£48201.72

Saving	per Month	per Qtr	per Year
Rentals	£123.00	£369.00	£1476.00
Call Charges	£515.56	£1546.68	£6186.73
Total	£638.56	£1915.68	£7662.73

All prices quoted are exclusive of VAT.
Proposal is valid for 30 days.

Projected Annual Savings



Fixed Line Service Charges

Monthly Rentals

Current Rental Charges		
Cost	QTY	Total
ISDN2 Line Rental - Per Channel	10	160.00
ISDN30 Line Rental - Per Channel	20	319.00
ISDN30 DDI (blocks of 10)	40	44.00
ISDN30 CLIP	3	7.50
Caller Re-direct	4	24.00
		£554.50

Our Rental Charges		
Cost	Qty	Total
12.50	10	125.00
12.50	20	250.00
0.80	40	32.00
1.50	3	4.50
5.00	4	20.00
		£431.50

Fixed Line Summary Breakdown & Recommendations

		Current Average Monthly Minutes & Call Charges			Our Call Charges (PPM)			
Main UK Calls	Calls	Minutes	% Mins	Cost	Peak	Off Peak	Weekend	Cost
• Local/National (01,02,03)	245	3208	18%	£40.78	£0.02	£0.02	£0.02	£64.18
• Freephone (0800,0808,0500)	1	<1	<1%	£0.00	£0.02	£0.02	£0.02	£0.02
• National Calls (0844)	9	13	<1%	£1.22	£0.154	£0.154	£0.154	£2.00
• National Calls (0870)	3	5	<1%	£0.45	£0.144	£0.144	£0.144	£0.72
• O2 Mobiles	43	382	2%	£31.08	£0.02	£0.02	£0.02	£7.64
• Three Mobiles	15	185	1%	£14.85	£0.02	£0.02	£0.02	£3.70
• Vodafone Mobiles	47	460	3%	£37.02	£0.02	£0.02	£0.02	£9.20
• EE Mobiles	35	286	2%	£23.03	£0.02	£0.02	£0.02	£5.72

Continues on next page...

		Current Average Monthly Minutes & Call Charges			Our Call Charges			
Calls		Minutes	% Mins	Cost	Peak	Off Peak	Weekend	Total
International Calls (cont)								
• Hungary mobile	17	277	2%	£68.66	£0.3276	£0.3276	£0.3276	£90.75
• India	1	12	<1%	£1.94	£0.0476	£0.0476	£0.0476	£0.57
• India mobile	18	301	2%	£60.02	£0.0532	£0.0532	£0.0532	£16.01
• Ireland	5	39	<1%	£0.88	£0.0252	£0.0252	£0.0252	£0.98
• Israel	3	6	<1%	£0.32	£0.05796	£0.05796	£0.05796	£0.35
• Israel mobile	2	31	<1%	£9.16	£0.41832	£0.41832	£0.41832	£12.97
• Italy	1	18	<1%	£0.41	£0.028	£0.028	£0.028	£0.50
• Italy mobile	22	340	2%	£114.91	£0.16576	£0.16576	£0.16576	£56.36
• Japan mobile	2	4	<1%	£0.92	£0.35596	£0.35596	£0.35596	£1.42
• Jordan mobile	1	9	<1%	£5.14	£0.7812	£0.7812	£0.7812	£7.03
• Kazakhstan	2	26	<1%	£8.62	£0.29775	£0.29775	£0.29775	£7.74
• Kazakhstan mobile	35	255	1%	£75.56	£0.4284	£0.4284	£0.4284	£109.24
• Kenya mobile	13	125	1%	£61.61	£0.7308	£0.7308	£0.7308	£91.35
• Latvia	1	1	<1%	£0.10	£0.27877	£0.27877	£0.27877	£0.28
• Latvia mobile	2	40	<1%	£12.26	£0.4284	£0.4284	£0.4284	£17.14
• Malaysia mobile	1	25	<1%	£4.92	£0.10352	£0.10352	£0.10352	£2.59
• Morocco mobile	3	22	<1%	£9.34	£0.4429	£0.4429	£0.4429	£9.74
• Netherlands	7	64	<1%	£1.46	£0.028	£0.028	£0.028	£1.79
• Netherlands mobile	15	210	1%	£71.35	£0.196	£0.196	£0.196	£41.16
• New Zealand mobile	1	1	<1%	£0.20	£0.182	£0.182	£0.182	£0.18
• Nigeria mobile	16	71	<1%	£40.86	£0.8316	£0.8316	£0.8316	£59.04
• Norway	2	3	<1%	£0.08	£0.028	£0.028	£0.028	£0.08
• Philippines mobile	1	33	<1%	£9.88	£0.294	£0.294	£0.294	£9.70
• Poland	17	233	1%	£18.54	£0.028	£0.028	£0.028	£6.52
• Poland mobile	101	1097	6%	£322.92	£0.4284	£0.4284	£0.4284	£469.95
• Portugal mobile	18	254	1%	£76.19	£0.196	£0.196	£0.196	£49.78
• Romania mobile	13	151	1%	£44.95	£0.41958	£0.41958	£0.41958	£63.36
• Russia	1	10	<1%	£1.40	£0.0756	£0.0756	£0.0756	£0.76
• Russia mobile	4	10	<1%	£1.81	£0.09293	£0.09293	£0.09293	£0.93
• Saudi Arabia mobile	9	158	1%	£91.75	£0.8064	£0.8064	£0.8064	£127.41
• Senegal mobile	7	24	<1%	£11.94	£0.8316	£0.8316	£0.8316	£19.96
• Sierra Leone mobile	1	4	<1%	£2.64	£0.9072	£0.9072	£0.9072	£3.63
• Singapore mobile	2	24	<1%	£7.79	£0.4536	£0.4536	£0.4536	£10.89
• South Africa	1	2	<1%	£0.16	£0.084	£0.084	£0.084	£0.17
• South Africa mobile	26	319	2%	£76.91	£0.224	£0.224	£0.224	£71.46
• Spain mobile	29	452	3%	£156.31	£0.196	£0.196	£0.196	£88.59
• Sweden	12	38	<1%	£0.86	£0.028	£0.028	£0.028	£1.06
• Sweden mobile	11	170	1%	£47.22	£0.168	£0.168	£0.168	£28.56
• Switzerland	1	1	<1%	£0.03	£0.042	£0.042	£0.042	£0.04
• Switzerland mobile	60	782	4%	£293.40	£0.224	£0.224	£0.224	£175.17
• Tanzania mobile	9	119	1%	£84.65	£0.567	£0.567	£0.567	£67.47
• Turkey mobile	14	56	<1%	£15.22	£0.3906	£0.3906	£0.3906	£21.87
• Ukraine	5	7	<1%	£1.23	£0.00	£0.00	£0.00	£0.00
• Ukraine mobile	28	190	1%	£62.08	£0.4536	£0.4536	£0.4536	£86.18
• United Arab Emirates	5	69	<1%	£15.19	£0.00	£0.00	£0.00	£0.00
• United Arab Emirates mobile	41	790	4%	£299.24	£0.5292	£0.5292	£0.5292	£418.07
• United States	45	753	4%	£20.59	£0.0278	£0.0278	£0.0278	£20.93
Total		1555	17705	£4,100.87	Our Call Costs			£3,585.31

Total including Service Charge

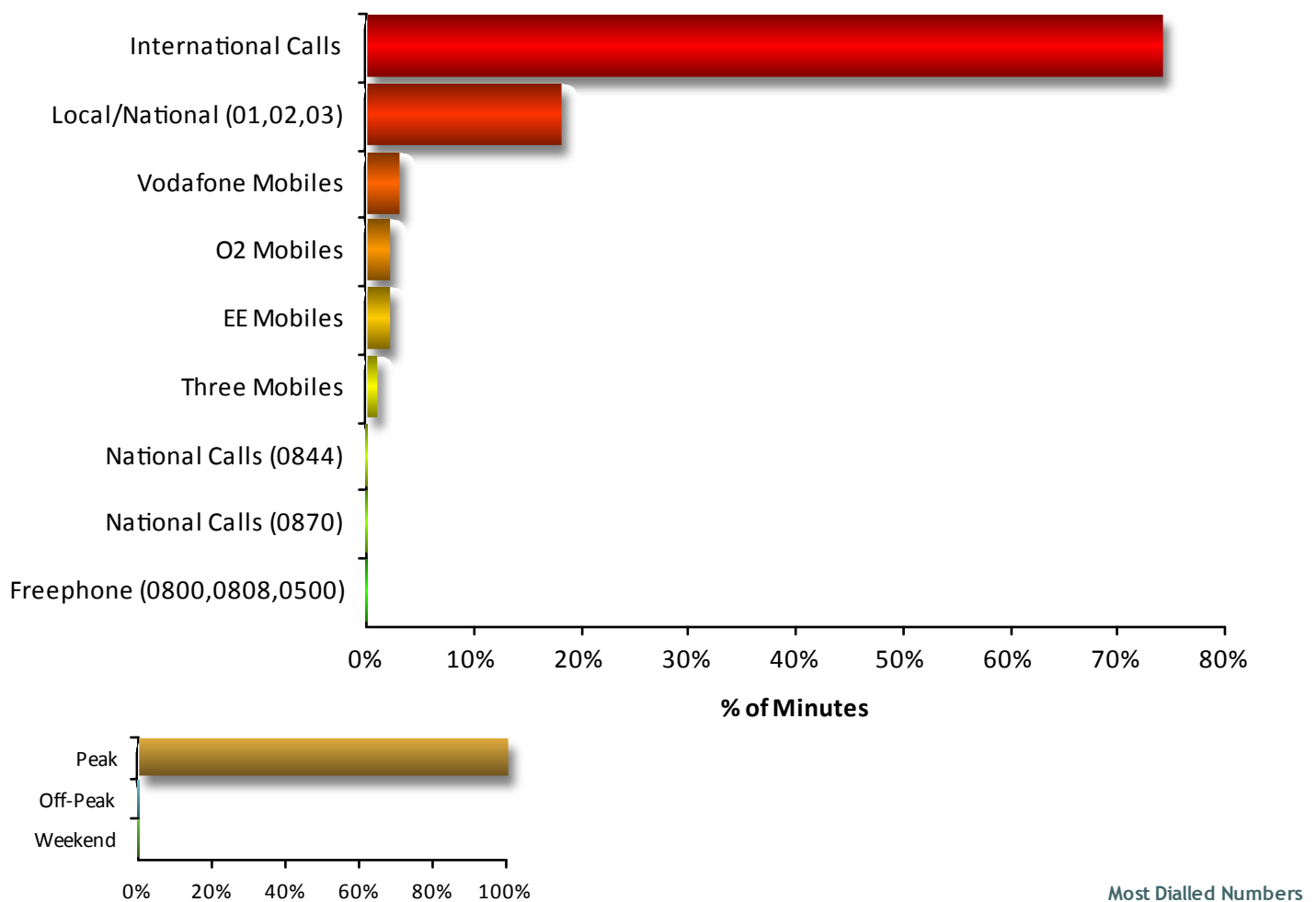
Total Cost

£4655.37

Our Total Cost

£4016.81

Fixed Line at a Glance - By Duration of Calls



Popular Numbers by Duration

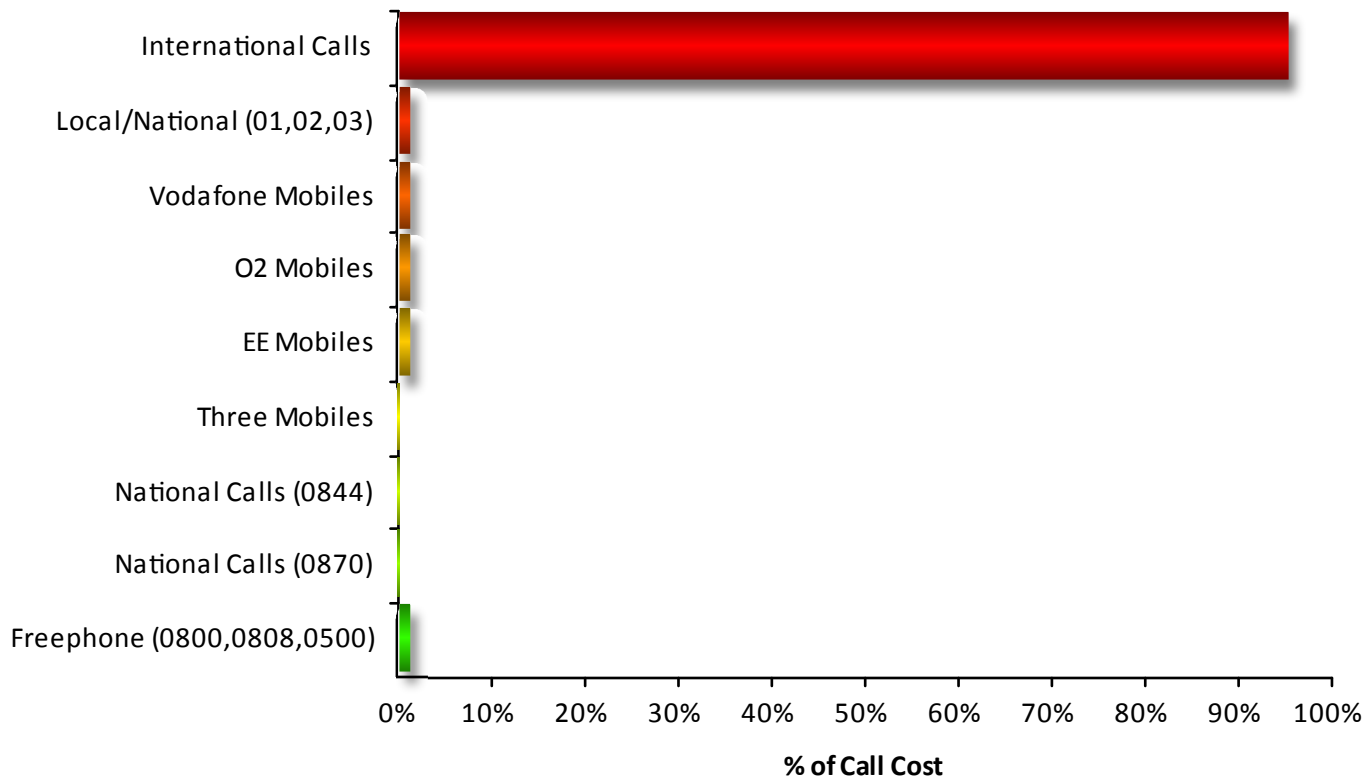
TOP 10 CALL TYPES by DURATION

Call Type	Minutes	%
Local/National (01,02,03)	3208	18%
Germany Mobile	2291	13%
Poland Mobile	1097	6%
United Arab Emirates Mobile	790	4%
Switzerland Mobile	782	4%
United States	753	4%
Belgium Mobile	698	4%
Greece Mobile	696	4%
France Mobile	589	3%
Vodafone	460	3%

TOP 10 NUMBERS DIALLED by DURATION

Number Dialed	Minutes	%
02076xxxxxx	1971	11%
02035xxxxxx	595	3%
18776xxxxxx	257	1%
48601xxxxxx	256	1%
32476xxxxxx	227	1%
48123xxxxxx	125	1%
36704xxxxxx	124	1%
07491xxxxxx	113	1%
02081184397	113	1%
4917681xxxxxx	107	1%

Fixed Line at a Glance - By Cost of Calls



Most Dialed Numbers

Popular Numbers by Cost of Calls

TOP 10 CALL TYPES by COST

Call Type	Cost	%
Germany Mobile	£785.84	19%
Poland Mobile	£322.92	8%
United Arab Emirates Mobile	£299.24	7%
Switzerland Mobile	£293.40	7%
Belgium Mobile	£242.04	6%
Greece Mobile	£238.46	6%
France Mobile	£199.41	5%
Spain Mobile	£156.31	4%
Italy Mobile	£114.91	3%
Saudi Arabia Mobile	£91.75	2%

TOP 10 NUMBERS DIALLED by COST

Number Dialed	Cost	%
32476xxxxxx	£79.51	<1%
48601xxxxxx	£75.46	<1%
966555xxxxxx	£41.45	<1%
2349058xxxxxx	£40.86	<1%
4917681xxxxxx	£37.37	<1%
966542xxxxxx	£33.94	<1%
254703xxxxxx	£32.77	<1%
491637xxxxxx	£32.43	<1%
36704xxxxxx	£30.88	<1%
491725xxxxxx	£30.13	<1%